

Public Page

loading the slides now....

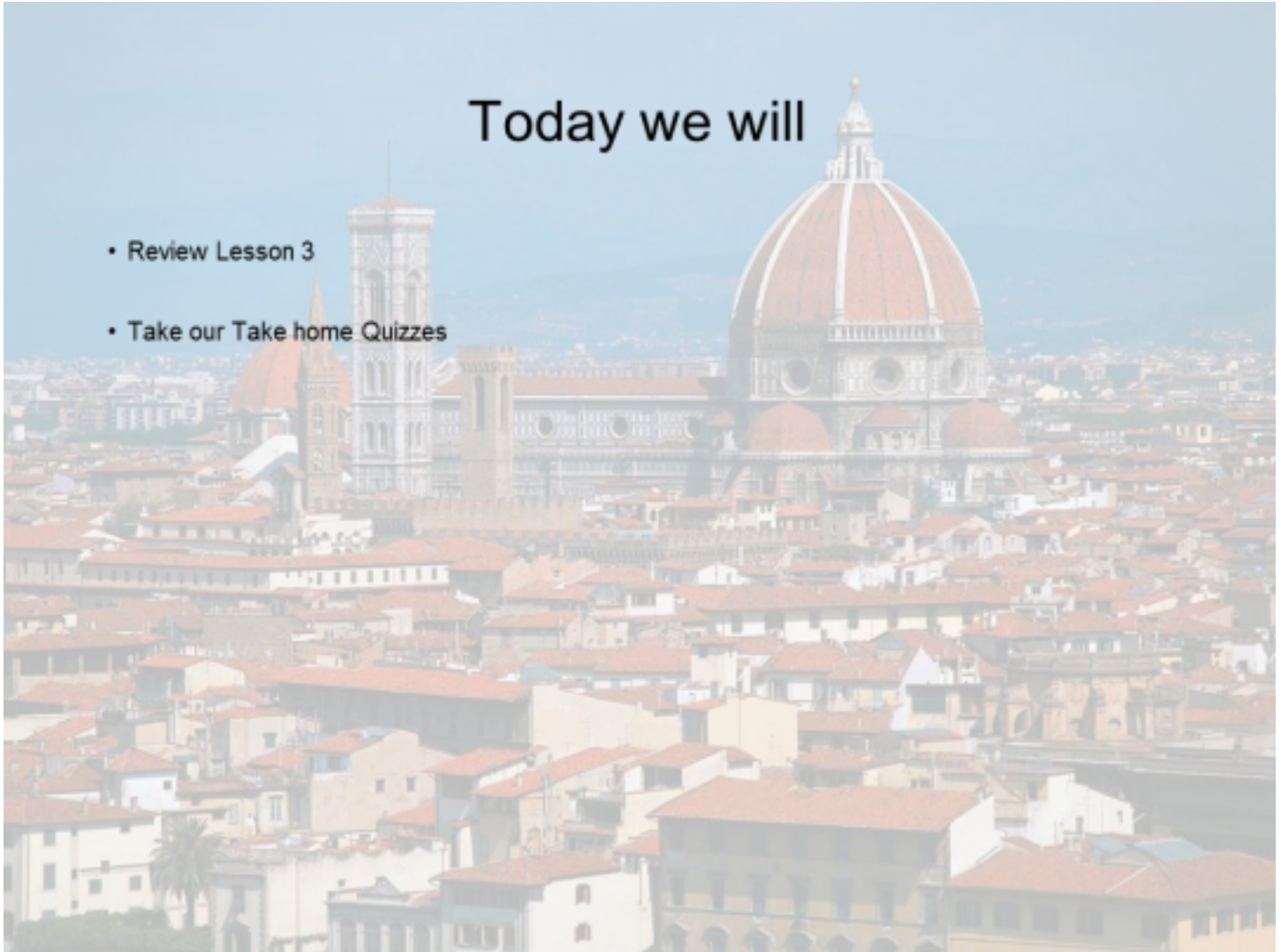
World History B Unit 2 Lesson 3 Wrap up



**World History B  
Unit 2 Lesson 3 Wrap up**

Did you go to a back to school night?

Today we will



- Review Lesson 3
- Take our Take home Quizzes

Slide3

# HORRIBLE HISTORIES

But before then, let's review:



Some people weren't happy with all these new "vanities"

Some people weren't happy with all these new "vanities"



- Girolamo Savonarola
- Giro didn't like all these new artists, bankers, and business men in Florence...
- Bonfire of the Vanities
- Arrested by the Pope

Slide5



Slide6

# Leonardo da Vinci



Leonardo??s life in Vinci

Textbook pg. 61

# Leonardo's life in Vinci





When he goes to Florence.

Textbook pg. 62

When he goes to Florence.



Also in Florence??



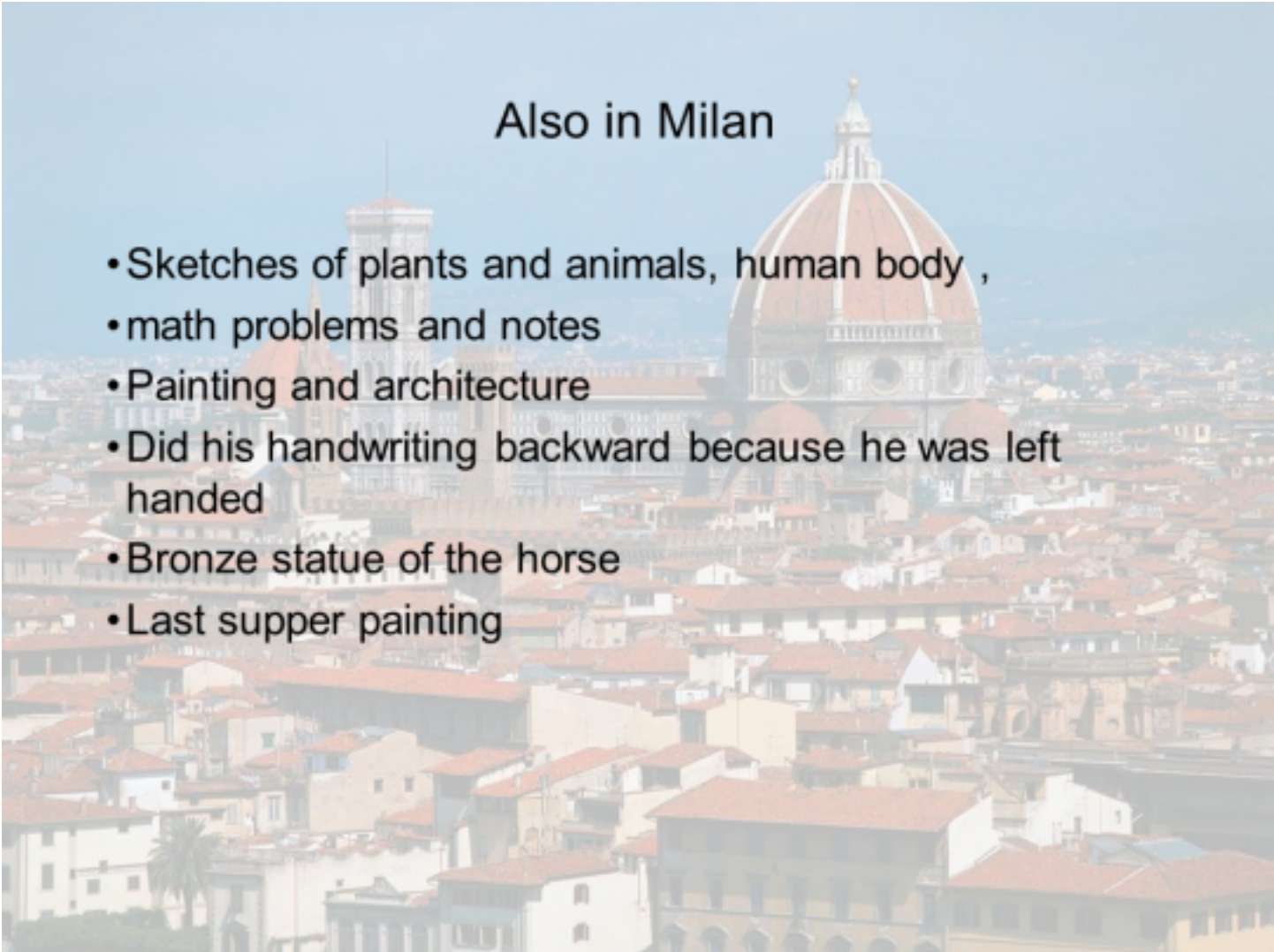
Leonardo goes to Milan

Textbook pg. 62-65

Leonardo goes to Milan



Also in Milan



## Also in Milan

- Sketches of plants and animals, human body ,
- math problems and notes
- Painting and architecture
- Did his handwriting backward because he was left handed
- Bronze statue of the horse
- Last supper painting

Right now????

## Right now.....

- If you are new please raise your hand and we will go over some class reminders

- Everyone else should log into sapphire....take the 2.3 take home quiz and let me know in chat when you are finished

World History B

A blue rectangular box with a thin white border containing the text "World History B" in white, bold, sans-serif font.

**World History B**



Things We'll talk about this year

## Things We'll talk about this year

- The Renaissance
- The Reformation
- China and Japan
- The Arabic Empires
- Aztec, Inca and Mayan Empires
- Exploration and the New World
- England
- France
- Napoleon
- The American Revolution
- The US Civil War
- Romanticism
- Imperialism
- World War I
- AND MUCH MORE!

## Slide15

## A FEW CLASS RULES

1. Be on time (I always start class 5 minutes past the "official" start time....9:05am, 1:05pm & 2:05pm)
2. Be respectful to your classmates
3. Do not put inappropriate things in the chat or on the board.
4. If your mic is broken (it happens) you need to get a new one. Call K-12 and they will ship you one that same day.



## Accessing History

The screenshot displays a Blackboard Collaborate interface. At the top, a blue banner contains the title "Accessing History" and a three-step instruction list:

1. Log into the OLS
2. Click Course
3. Click Intermediate World History B

Below the banner, the user is logged in as "AGORA - LCDemo". The navigation bar includes "Home", "Plan", "Courses", "K-Mail", and "Community". A blue arrow labeled "Click!" points to the "Courses" menu. The "TODAY'S TO DO LIST" for Thursday, September 4, 2014, includes:


- Attendance**: Enter Attendance (469 missing days)
- Class Connect**: See Upcoming Class Connect Sessions
- Advance Prep**: Check Upcoming Advance Prep

On the left, there are notifications: "You have 4 new K-Mail messages" and "You have no announcements". On the right, a "Quick Links" section lists:

- ★ Class Connect Sessio
- ★ Contact Our Teacher
- ★ My Info
- ★ Study Island
- ★ Grolier's Encycloped
- ★ Noodleverse

Make sure you have:

Make sure you have:



## Materials

## Materials

- Starting with Unit 2, all reading guides from the student pages will be in google for you to complete
  - What is a reading guide?
    - Questions for you to answer as you do your reading.
    - They count as homework
    - They will count as a grade

## Attendance

# Attendance

- Like all other classes you are required to come to every class.
- If you miss a class YOU are responsible to come to me for any missing work.
- You are also responsible for watching any recordings you miss due to your absence.



## Classroom rules

## Classroom rules

- Students are expected to:
  - Work effectively with peers
  - Develop a problem solving mentality
  - Laugh with anyone, but laugh at no one
  - Be responsible for your own learning
  - Participate during live lessons
  - Come to class and hand in assignments on time
  - Not disturb or distract other students during class time
  - Have no internet browsers open during class time except when directly prompted by the teacher

## Grading scale

## Grading scale

- This course follows the general Agora Cyber Charter Grading Scale:
  - A: 90-100%
  - B: 80-89%
  - C: 70-79%
  - D: 60-69%
  - F: 59% and Lower

## What your grades look like for history

## What your grades look like for history

- Coursework will be weighted as follows:

- Unit Tests 65%

- Projects 20%

- Quizzes 10%

- Homework 5%

- Total: 100%



There are those student pages we talked about!

tests

## tests

- Unit Tests: Unit tests will be available through my website and on sapphire. The unit assessments on the OLS can be used for a study tool but do not count toward your grade.





## Projects

# Projects




- Projects: Specific project instructions will be available on my website. Most projects will be turned in via the drop box or kmail.

## quizzes

## quizzes

- Quizzes: You can take quizzes as many times as you want. Quizzes will be available through my website and on sapphire. The lesson assessments on the OLS can be used for a study tool but do not count toward your grade.



## Homework

# Homework

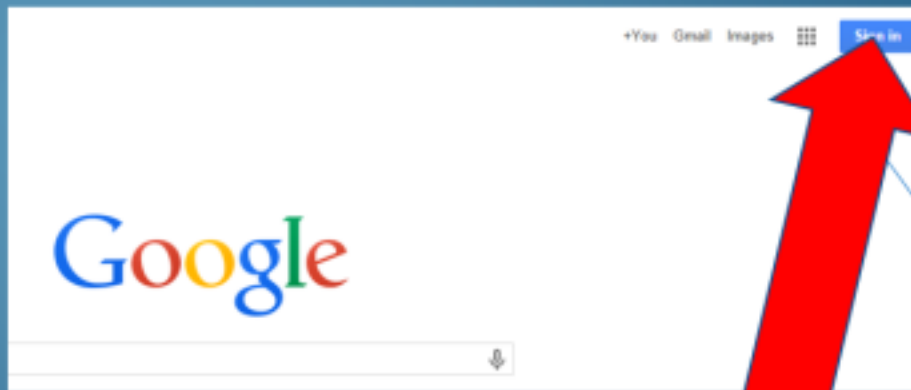


- Homework: Homework will be graded for completion of each daily reading guide. Reading guides are available through google forms as well as available on my website. There is one homework grade per unit. Its total points are based on the number of homework assignments for that unit.

## Tonight??s homework- Unit 2 Lesson 3 day 2 hw

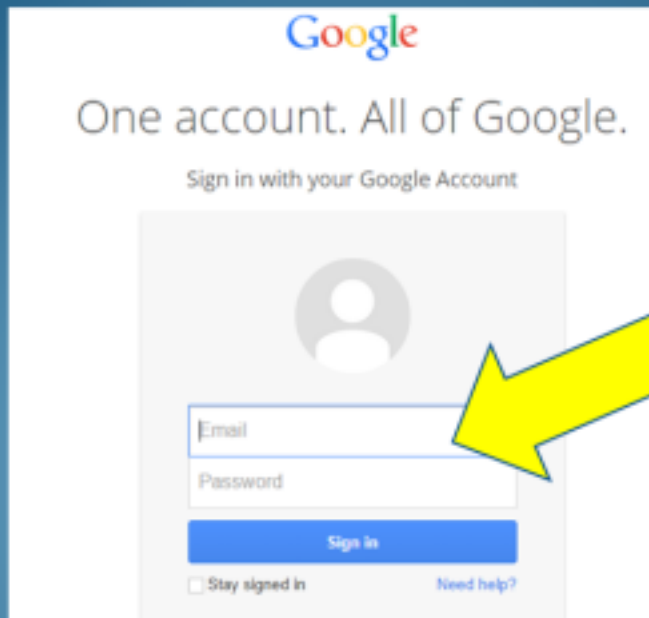
## Tonight's homework- Unit 2 Lesson 3 day 2 hw

- First log into your google account:
- [www.google.com](http://www.google.com)



Click on Sign in

## Slide28



Type in  
your student  
id#[@agoraeagles.org](mailto:54321@agoraeagles.org)  
For username

Ex if student id # is 54321 my  
username would be  
54321@agoraeagles.org

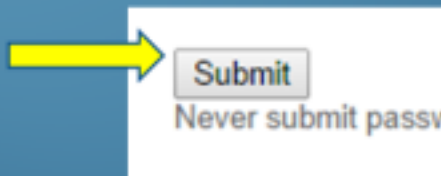
Password-  
It should either be agorastudentid#  
For example if your student id was  
54321

Pw= agora54321 or 54321agora

Once you are logged in:

## Once you are logged in:

- Click the homework link and complete the homework
- [https://docs.google.com/a/agoraeagles.org/forms/d/1cT5Pq-01AWgtkQQPM6cVZBg42fjZ2VwNK7dBZqfLQqw/viewform?c=0&w=1&usp=mail\\_form\\_link](https://docs.google.com/a/agoraeagles.org/forms/d/1cT5Pq-01AWgtkQQPM6cVZBg42fjZ2VwNK7dBZqfLQqw/viewform?c=0&w=1&usp=mail_form_link)
- Once you have filled out all the questions click submit



## Exit tickets

## Exit tickets




- Exit tickets are given almost everyday in class- you may need to answer a question in chat or in a google form.
- I expect you to:
  - answer the question
  - try your best
  - show me what you know



Slide31

# QUESTIONS

TOO MUCH TO  
REMEMBER!!!!





## Slide32

# SMILE!!!

- This is the best history class you will ever have.
- LET THE FUN BEGIN!!!!
- BEFORE you log out...please complete your first exit ticket here:
- [https://docs.google.com/forms/d/1orlGF0hOgjCQ8GE9WjcSqpS\\_AqyCqTZiBih2XNjhtM/viewform?c=0&w=1&usp=mail\\_form\\_link](https://docs.google.com/forms/d/1orlGF0hOgjCQ8GE9WjcSqpS_AqyCqTZiBih2XNjhtM/viewform?c=0&w=1&usp=mail_form_link)
- REMEMBER exit tickets are important 😊

